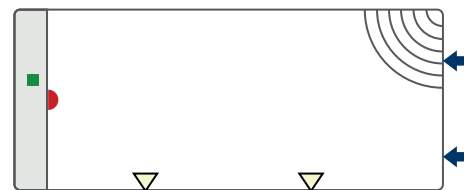


## Specifications

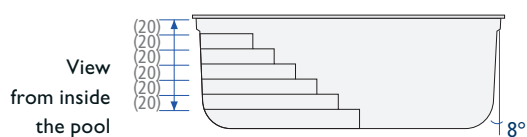
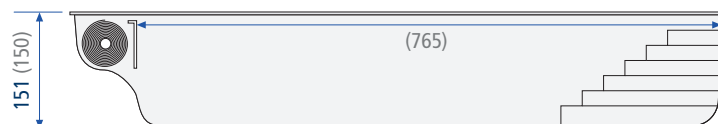
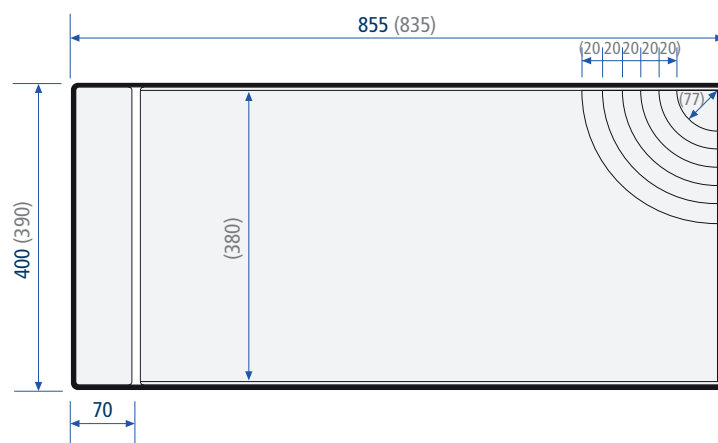
COMMERCIAL SIZES	<b>8,35 x 4,00 x 1,50m</b>
COVER PIT	<b>Integrated, 70 cm</b>
WATER LEVEL	<b>1,45 m</b>
WEIGHT	<b>TBC</b>
WATER VOLUME	<b>46 m<sup>3</sup></b>




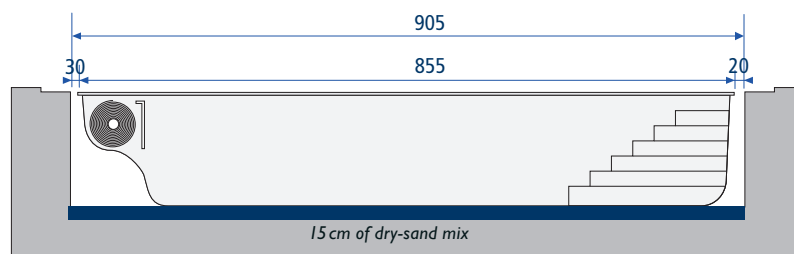
Standard lights (can be placed on opposite side)

Drain Injector Suction connection

External (internal) dimensions / in cm — tolerance  $\pm 2\%$



Digging sizes / in cm — tolerance  $\pm 2\%$



Needed for unloading & placing the pool

CRANE **13 tons**

\* Depth taken from under the coping stone

Note : The digging sizes do not take into account the necessary space for the coping stones.