



# floor drainage accessories

Advanced systems for driving water



## CAMALEÓN Adaptable Floor Gully

The most COMFORTABLE, EFFICIENT AND ELEGANT way of solving water channeling for tile shower stalls, dressing rooms, gyms, sports facilities, homes, etc.





# CAMALEÓN Adaptable Floor Gully

The CAMALEÓN floor gully complies with standard EN-274 that regulates the characteristics that this type of product must have regarding to siphon height (watertight seal that prevents odors from escaping through the siphon drain).




Model Cuadrícula



Model Ondas



Model Oval



Model Classic  
Stainless Steel



Model  
Classic Chrome

93x93 stainless steel grid  
(available in chrome plated finish)



Stainless steel grid



Classic Stainless Steel

Stainless steel grid with chrome finish



Classic Chrome Cuadrícula Ondas Oval



Extensible gray finish



Extensible chrome finish



40 M / 40 F



40 M / 50 M


## General characteristics

- Adaptable floor gully
- Reduced height body in PVC (can be glued)
- Prepared for all types of waterproof cloth (PVC, asphalt, etc.)
- Pressing ring is fastened with 4 screws.
- 93x93 mm stainless steel grid. Also available in chrome finish
- Horizontal drainage outlet: Ø 40 mm Male/Female or Ø 40 mm Male/Ø50 mm Male
- Adjustable neck height with outer marks to make it easy to cut to the necessary height
- Maximum Extensibility 84 mm – Min. 25 mm
- Water seal height: 50 mm.
- Easy to clean
- Flow rate: Calculated according to standard EN1253-2

Ø40 → 0,75 l/s  
Ø50 → 0,81 l/s



## Range




### S-530

With PVC fabric pre-assembled

| Ø outlet    | Ref.  | Model          | Finish | u./ | n°       |
|-------------|-------|----------------|--------|-----|----------|
| 40 M / 40 F | 12008 | Classic        | gray   | 1   | 20x40x30 |
| 40 M / 40 F | 12018 | Classic Chrome | chrome | 1   | 20x40x30 |
| 40 M / 50 M | 12028 | Classic        | gray   | 1   | 20x40x30 |
| 40 M / 50 M | 12998 | Classic Chrome | chrome | 1   | 20x40x30 |
| 40 M / 40 F | 12940 | Cuadrícula     | chrome | 1   | 20x40x30 |
| 40 M / 50 M | 12960 | Cuadrícula     | chrome | 1   | 20x40x30 |
| 40 M / 40 F | 12942 | Ondas          | chrome | 1   | 20x40x30 |
| 40 M / 50 M | 12962 | Ondas          | chrome | 1   | 20x40x30 |
| 40 M / 40 F | 12944 | Oval           | chrome | 1   | 20x40x30 |
| 40 M / 50 M | 12964 | Oval           | chrome | 1   | 20x40x30 |

Floor gully for tile shower stall plate, horizontal outlet, with waterproof PVC fabric 1.5 x 1.5 m solvent welded.




### S-630

With geotextile fabric pre-assembled

| Ø outlet    | Ref.  | Model          | Finish | u./ | n°       |
|-------------|-------|----------------|--------|-----|----------|
| 40 M / 40 F | 12109 | Classic        | gray   | 1   | 20x40x30 |
| 40 M / 40 F | 12110 | Classic Chrome | chrome | 1   | 20x40x30 |
| 40 M / 50 M | 12111 | Classic        | gray   | 1   | 20x40x30 |
| 40 M / 50 M | 12112 | Classic Chrome | chrome | 1   | 20x40x30 |
| 40 M / 40 F | 12113 | Cuadrícula     | chrome | 1   | 20x40x30 |
| 40 M / 50 M | 12114 | Cuadrícula     | chrome | 1   | 20x40x30 |
| 40 M / 40 F | 12115 | Ondas          | chrome | 1   | 20x40x30 |
| 40 M / 50 M | 12116 | Ondas          | chrome | 1   | 20x40x30 |
| 40 M / 40 F | 12117 | Oval           | chrome | 1   | 20x40x30 |
| 40 M / 50 M | 12119 | Oval           | chrome | 1   | 20x40x30 |

Floor gully for tile shower stall plate, horizontal outlet with geotextile waterproof fabric.



### S-530

With PVC fabric pre-assembled

| Ø outlet    | Ref.  | Model          | Finish | u./ | n°       |
|-------------|-------|----------------|--------|-----|----------|
| 40 M / 40 F | 12009 | Classic        | gray   | 1   | 20x40x30 |
| 40 M / 40 F | 12019 | Classic Chrome | chrome | 1   | 20x40x30 |
| 40 M / 50 M | 12029 | Classic        | gray   | 1   | 20x40x30 |
| 40 M / 50 M | 12999 | Classic Chrome | chrome | 1   | 20x40x30 |
| 40 M / 40 F | 12941 | Grid           | chrome | 1   | 20x40x30 |
| 40 M / 50 M | 12961 | Grid           | chrome | 1   | 20x40x30 |
| 40 M / 40 F | 12943 | Ondas          | chrome | 1   | 20x40x30 |
| 40 M / 50 M | 12963 | Ondas          | chrome | 1   | 20x40x30 |
| 40 M / 40 F | 12949 | Oval           | chrome | 1   | 20x40x30 |
| 40 M / 50 M | 12969 | Oval           | chrome | 1   | 20x40x30 |

Floor gully for tile shower stall plate, horizontal outlet, with waterproof PVC fabric 2 x 1.5 m solvent welded.



### S-430


Gray and chrome finish

| Ø outlet    | Ref.  | Model          | Finish | u./ | n°  |
|-------------|-------|----------------|--------|-----|-----|
| 40 M / 40 F | 12938 | Classic        | gray   | 1   | A-9 |
| 40 M / 40 F | 12948 | Classic Chrome | chrome | 1   | A-9 |
| 40 M / 50 M | 12958 | Classic        | gray   | 1   | A-9 |
| 40 M / 50 M | 12968 | Classic Chrome | chrome | 1   | A-9 |
| 40 M / 40 F | 12945 | Grid           | chrome | 1   | A-9 |
| 40 M / 50 M | 12965 | Grid           | chrome | 1   | A-9 |
| 40 M / 40 F | 12946 | Ondas          | chrome | 1   | A-9 |
| 40 M / 50 M | 12966 | Ondas          | chrome | 1   | A-9 |
| 40 M / 40 F | 12947 | Oval           | chrome | 1   | A-9 |
| 40 M / 50 M | 12967 | Oval           | chrome | 1   | A-9 |

Floor gully for tile shower stall plate, horizontal outlet.

## SELF-CLEANING Floor Gully

Hydrodynamic design that provides a  
HIGH DRAINAGE CAPACITY with LOW  
MAINTENANCE





# SELF-CLEANING Floor Gully

The floor gully's design has been studied to increase its flow rate capacity thanks to its hydrodynamically smooth interior. At the same time, it prevents buildup of residue as the residue is carried away by the flow of the water.


Stainless steel grid with hood



AISI 304 stainless steel frame

PVC body

Detail of water flow



## Finishes



Black Polypropylene



Gray PVC



Clay PVC



NEW: Stainless Steel

## Traps/Measurements



Vertical outlet



Horizontal outlet

| Floor Gullies |         |
|---------------|---------|
| Ø outlet      | grid    |
| 50            | 150x150 |
| 75            | 200x200 |
| 90-110        | 250x250 |

| Vertical Outlet Floor Gully |         |
|-----------------------------|---------|
| Ø outlet                    | grid    |
| 75                          | 150x150 |
| 90-110                      | 200x200 |
| 90-110                      | 250x250 |

| Horizontal Outlet Floor Gully |         |
|-------------------------------|---------|
| Ø outlet                      | grid    |
| 75                            | 150x150 |
| 90-110                        | 200x200 |
| 90-110-125                    | 250x250 |





## Range

● PVC  
● PP

### S-246

#### SELF-CLEANING drain



| Ø outlet | grid    | Ref.  | color | u./ | n°   |
|----------|---------|-------|-------|-----|------|
| 50       | 150x150 | 24060 | ●     | 20  | A-4  |
| 50       | 150x150 | 24061 | ●     | 20  | A-4  |
| 75       | 200x200 | 24100 | ●     | 15  | A-12 |
| 75       | 200x200 | 24101 | ●     | 15  | A-12 |
| 90       | 250x250 | 24080 | ●     | 10  | A-12 |
| 90       | 250x250 | 24081 | ●     | 10  | A-12 |
| 110      | 250x250 | 24090 | ●     | 10  | A-12 |
| 110      | 250x250 | 24091 | ●     | 10  | A-12 |

Floor Gully, vertical male outlet (can be glued), PVC grid.

### S-246

#### SELF-CLEANING drain



| Ø outlet | grid    | Ref.  | color           | u./ | n°  |
|----------|---------|-------|-----------------|-----|-----|
| 50       | 150x150 | 24170 | Stainless Steel | 2   | A-8 |
| 75       | 200x200 | 24180 | Stainless Steel | 2   | A-8 |
| 90       | 250x250 | 24190 | Stainless Steel | 2   | A-8 |
| 110      | 250x250 | 24200 | Stainless Steel | 2   | A-8 |

Floor Gully, vertical male outlet (can be glued), stainless steel grid and frame.

### S-247

#### SELF-CLEANING floor gully



| Ø outlet | grid    | Ref.  | color | u./ | n°   |
|----------|---------|-------|-------|-----|------|
| 75       | 150x150 | 08182 | ●     | 10  | A-4  |
| 75       | 150x150 | 08181 | ●     | 10  | A-4  |
| 75       | 150x150 | 08180 | ●     | 10  | A-4  |
| 90       | 200x200 | 08192 | ●     | 10  | A-5  |
| 90       | 200x200 | 08191 | ●     | 10  | A-5  |
| 90       | 200x200 | 08190 | ●     | 10  | A-5  |
| 90       | 250x250 | 08242 | ●     | 6   | A-12 |
| 90       | 250x250 | 08241 | ●     | 6   | A-12 |
| 90       | 250x250 | 08240 | ●     | 6   | A-12 |
| 110      | 200x200 | 08202 | ●     | 6   | A-4  |
| 110      | 200x200 | 08201 | ●     | 6   | A-4  |
| 110      | 200x200 | 08200 | ●     | 6   | A-4  |
| 110      | 250x250 | 08252 | ●     | 5   | A-4  |
| 110      | 250x250 | 08251 | ●     | 5   | A-4  |
| 110      | 250x250 | 08250 | ●     | 5   | A-4  |

Extensible Floor Gully, vertical male outlet (can be glued), PVC grid.

### S-247

#### SELF-CLEANING floor gully




| Ø outlet | grid    | Ref.  | color           | u./ | n° |
|----------|---------|-------|-----------------|-----|----|
| 75       | 150x150 | 08183 | Stainless Steel | 2   | -  |
| 90       | 200x200 | 08193 | Stainless Steel | 2   | -  |
| 110      | 200x200 | 08203 | Stainless Steel | 2   | -  |
| 110      | 250x250 | 08253 | Stainless Steel | 2   | -  |

Extensible Floor Gully, vertical male outlet (can be glued), stainless steel grid and frame.

### S-248

#### SELF-CLEANING floor gully



| Ø outlet | grid    | Ref.  | color | u./ | n°   |
|----------|---------|-------|-------|-----|------|
| 75       | 150x150 | 08212 | ●     | 10  | A-4  |
| 75       | 150x150 | 08211 | ●     | 10  | A-4  |
| 75       | 150x150 | 08210 | ●     | 10  | A-4  |
| 90       | 200x200 | 08222 | ●     | 10  | A-13 |
| 90       | 200x200 | 08221 | ●     | 10  | A-13 |
| 90       | 200x200 | 08220 | ●     | 10  | A-13 |
| 110      | 200x200 | 08282 | ●     | 10  | A-13 |
| 110      | 200x200 | 08281 | ●     | 10  | A-13 |
| 110      | 200x200 | 08280 | ●     | 10  | A-13 |
| 110      | 250x250 | 08232 | ●     | 5   | A-5  |
| 110      | 250x250 | 08231 | ●     | 5   | A-5  |
| 125      | 250x250 | 08230 | ●     | 5   | A-5  |

Extensible floor gully, horizontal male outlet (can be glued).

### S-248

#### SELF-CLEANING floor gully




| Ø outlet | grid    | Ref.  | color           | u./ | n° |
|----------|---------|-------|-----------------|-----|----|
| 75       | 150x150 | 08213 | Stainless Steel | 2   | -  |
| 90       | 200x200 | 08223 | Stainless Steel | 2   | -  |
| 110      | 200x200 | 08283 | Stainless Steel | 2   | -  |
| 110      | 250x250 | 08233 | Stainless Steel | 2   | -  |

Extensible floor gully, horizontal male outlet (can be glued), stainless steel grid and frame.

## Stainless steel channel for private use


Stainless steel finishes that guarantee DURABILITY and ELEGANCE in any setting.





# Stainless steel channel for private use


The stainless steel grid for private use is suitable for all types of pavement. It is perfect for installations at shopping centers, gyms, swimming pools, etc.



## Installation. In 6 simple steps




1 Adaptation of floor prior to installation




2 Placement of channel body. Fill in surrounding base




3 Installation of waterproof fabric on ground and channel shelf



4 Application of solvent cement on waterproof fabric



5 Placement of pavement and fitting with the channel



6 End with the installation of the grid



## Range

### S-322

Channel with stainless steel grid



| Length in mm | Ref.  | Finish | u./ | n°   |
|--------------|-------|--------|-----|------|
| 500          | 29130 | Inox   | 10  | A-16 |

PVC channel with grid.  
(500 long x 130 wide x 64 high)

### S-498

Channel with INOX grid vertical outlet



| Length in mm | Ref.  | Finish | u./ | n°   |
|--------------|-------|--------|-----|------|
| 500          | 29131 | Inox   | 10  | A-16 |

PVC channel  
with grid and vertical outlet Ø 50 Male.  
(500 long x 130 wide x 64 high)

### S-238

STAINLESS STEEL Grid with frame



| Length in mm | Ref.  | Finish | u./ | n°   |
|--------------|-------|--------|-----|------|
| 500          | 29129 | Inox   | 20  | A-16 |

Grid with PVC frame.  
(500 long x 130 wide x 25 high)

### S-260

STAINLESS STEEL Grid



| Length in mm | Ref.  | Finish | u./ | n°  |
|--------------|-------|--------|-----|-----|
| 500          | 29136 | Inox   | 10  | A-4 |

Grid.  
(500 long x 130 wide x 15 high)



Reduced height channel prepared for installation with waterproof fabric. The version with a vertical pre-cut 50 mm male outlet, may be cut in the event of use.

\* Stainless steel grids also available in PVC.



# floor drainage accessories

Advanced systems for driving water



©JIMTEN S/A

45686102-08

**jimten, s/a**  
CTRA. DE OCAÑA, 125 C.P. 03114  
☒ 5285 C.P. 03080  
☎ + 34.965.10.90.44  
☎ + 34.965.11.50.82  
ALICANTE (ESPAÑA)  
[www.jimten.com](http://www.jimten.com)  
Empresa registrada según norma



UNE - EN ISO 9001



UNE - EN ISO 14001